

Scaled data based on original data using
LM-79-08 Approved Method: Electrical and Photometric Measurements of Solid-
State Lighting Products

Test Report Prepared for
Cooper Lighting Solutions
(formerly Eaton)

Brand: McGRAW-EDISON

Report Number: P270206

Luminaire Tested: **GWC-AF-02-LED-E1-SL2-7027-600**

Issue Date: 3/3/2020

Test Information

Test Method: LM-79-08
Report Number: P270206
TEST IS SCALED FROM IESNA LM-79-08 TEST DATA (P24286)
Test Lab: INNOVATION CENTER P2
Issue Date: 3/3/2020
Manufacturer: COOPER LIGHTING SOLUTIONS (FORMERLY EATON)
Product Line: MCGRAW-EDISON
Catalog Number: GWC-AF-02-LED-E1-SL2-7027-600
Description: GALLEON WALL LUMINAIRE
(2) 70 CRI, 2700K, 615mA LIGHTSQUARES WITH 16 LEDS EACH AND TYPE II SPILL
LIGHT ELIMINATOR OPTICS
Light Source: -
Ballast/Driver: ELECTRONIC DRIVER

Summary

Lumens per Lamp: N/A
Luminaire Lumens: 6966.6 lumens
Efficiency: N/A
Efficacy: 105.6 lumens/watt
Luminous Opening: Rectangular (W 1' x L: 0.5' x H: 0')
IES Classification: Type II - Short - Semi-Cutoff
BUG Rating: B1 - U0 - G2

Input Watts (W): 66
Input Voltage (V): NR
Input Current (Ain): NR
Voltage Rise (V): NR
Power Factor: NR
Total Harmonic Distortion (THDi): NR
Frequency (hertz): 60
Stabilization Time: NR
Operation Time: NR
Ambient Temperature (°C): NR
Test Distance: 25 FT

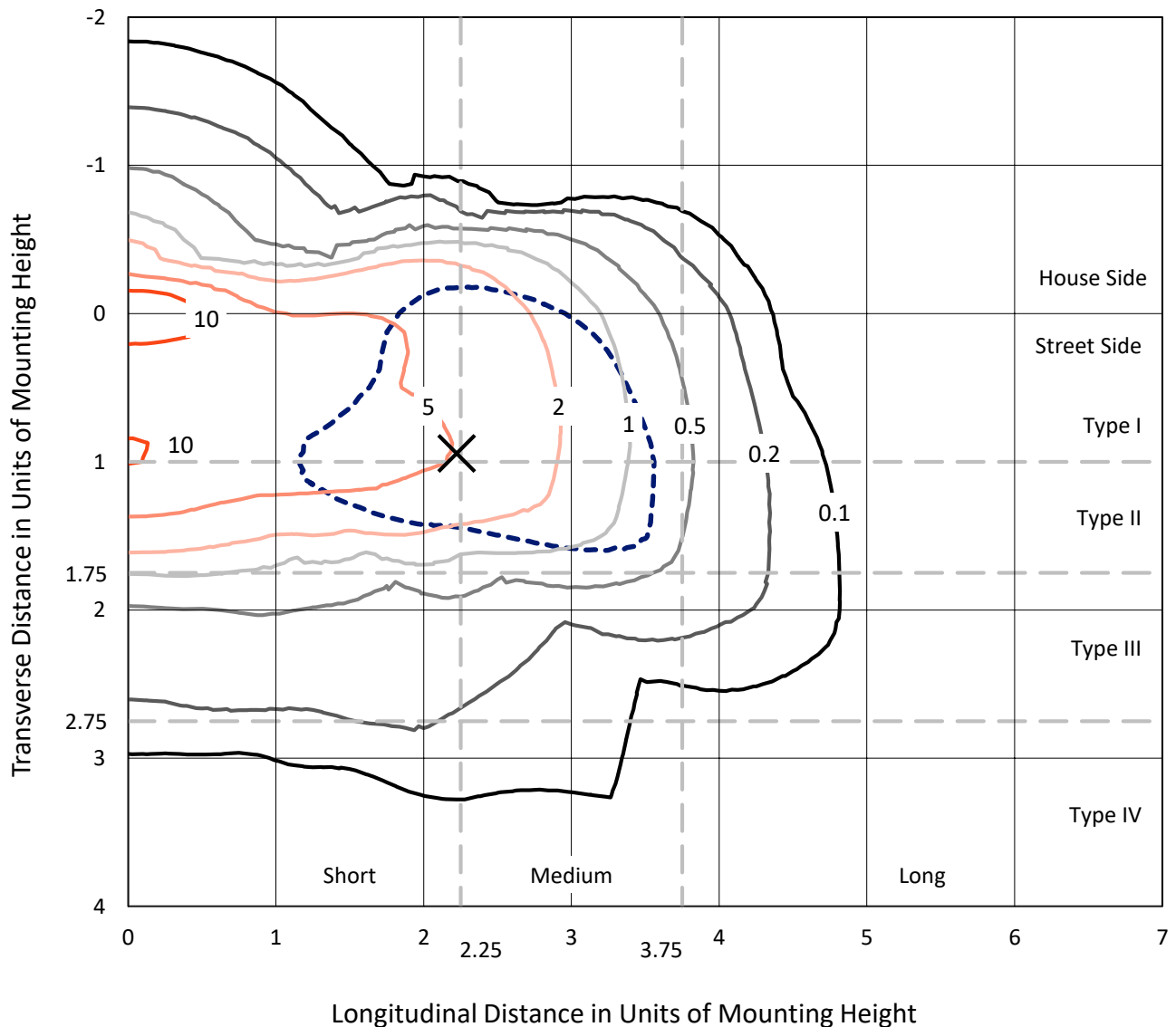


REPORT NUMBER: P270206

CATALOG NUMBER: GWC-AF-02-LED-E1-SL2-7027-600

Iso-Footcandle Lines of Horizontal Illumination

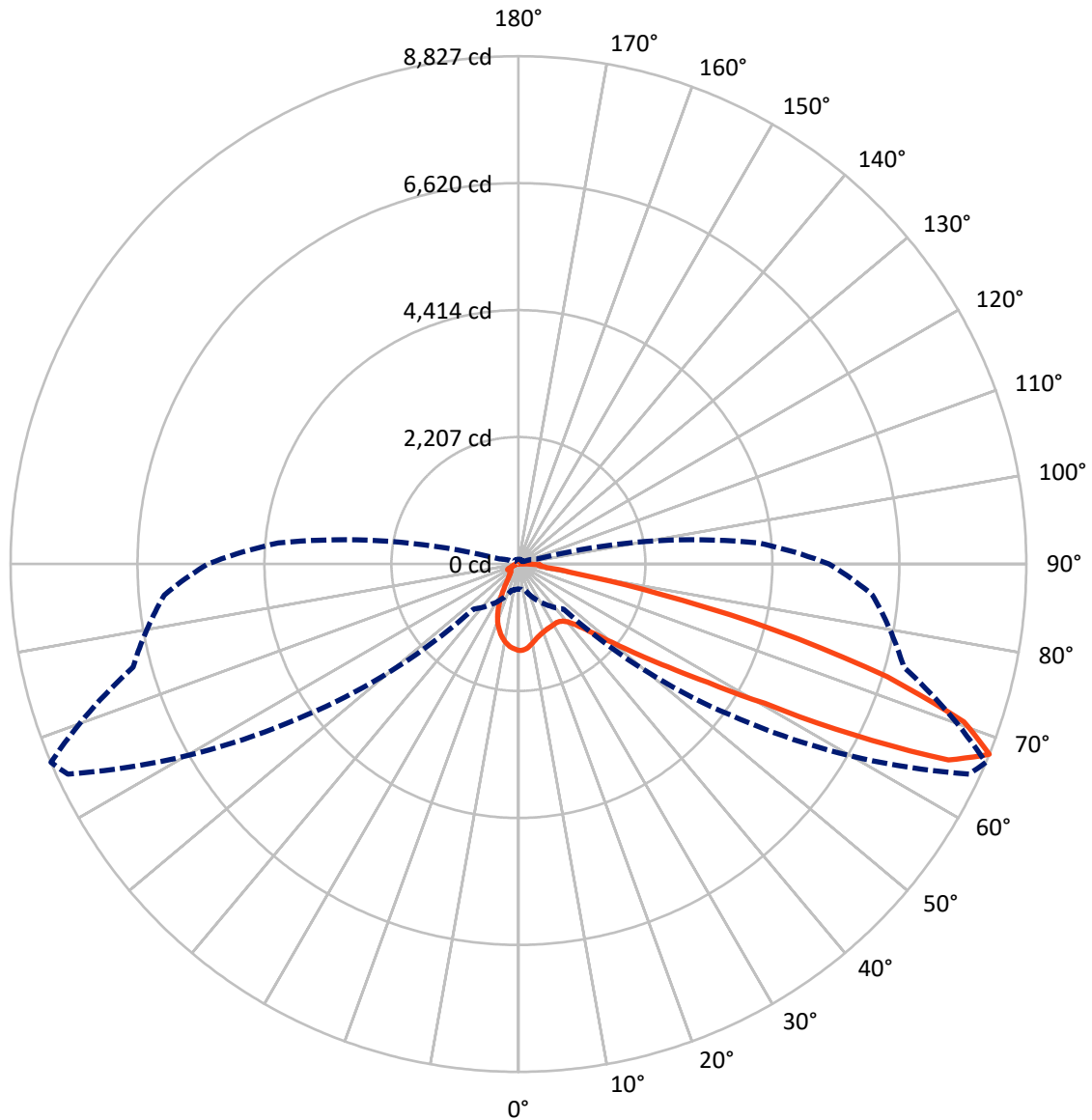
× Max cd
 - - - 1/2 Max cd



Based on 10 foot mounting height. Maximum calculated value = 15 fc
 Type II - Short - Semi-Cutoff

REPORT NUMBER: P270206
CATALOG NUMBER: GWC-AF-02-LED-E1-SL2-7027-600

Luminous Intensity Polar Plot



— Vertical Plane Through 67-Deg Lateral - - - Horizontal Cone Through 67.5-Deg Vertical

REPORT NUMBER: P270206

CATALOG NUMBER: GWC-AF-02-LED-E1-SL2-7027-600

FLUX DISTRIBUTION:

		Downward	Upward	Total
House Side	Lumens	1154.3	0.0	1154.3
	% Fixture	16.6	0.0	16.6
Street Side	Lumens	5812.3	0.0	5812.3
	% Fixture	83.4	0.0	83.4
Total	Lumens	6966.6	0.0	6966.6
	% Fixture	100.0	0.0	100.0

ZONAL LUMENS:

Zone	Lumens	% Fixture
0°-10°	128.2	1.8
10°-20°	296.6	4.3
20°-30°	402.1	5.8
30°-40°	571.6	8.2
40°-50°	956.3	13.7
50°-60°	1512.9	21.7
60°-70°	1927.3	27.7
70°-80°	1009.5	14.5
80°-90°	161.9	2.3
90°-100°	0.0	0.0
100°-110°	0.0	0.0
110°-120°	0.0	0.0
120°-130°	0.0	0.0
130°-140°	0.0	0.0
140°-150°	0.0	0.0
150°-160°	0.0	0.0
160°-170°	0.0	0.0
170°-180°	0.0	0.0
0°-90°	6966.6	100.0
0°-180°	6966.6	100.0

Coefficient of Utilization



REPORT NUMBER: P270206

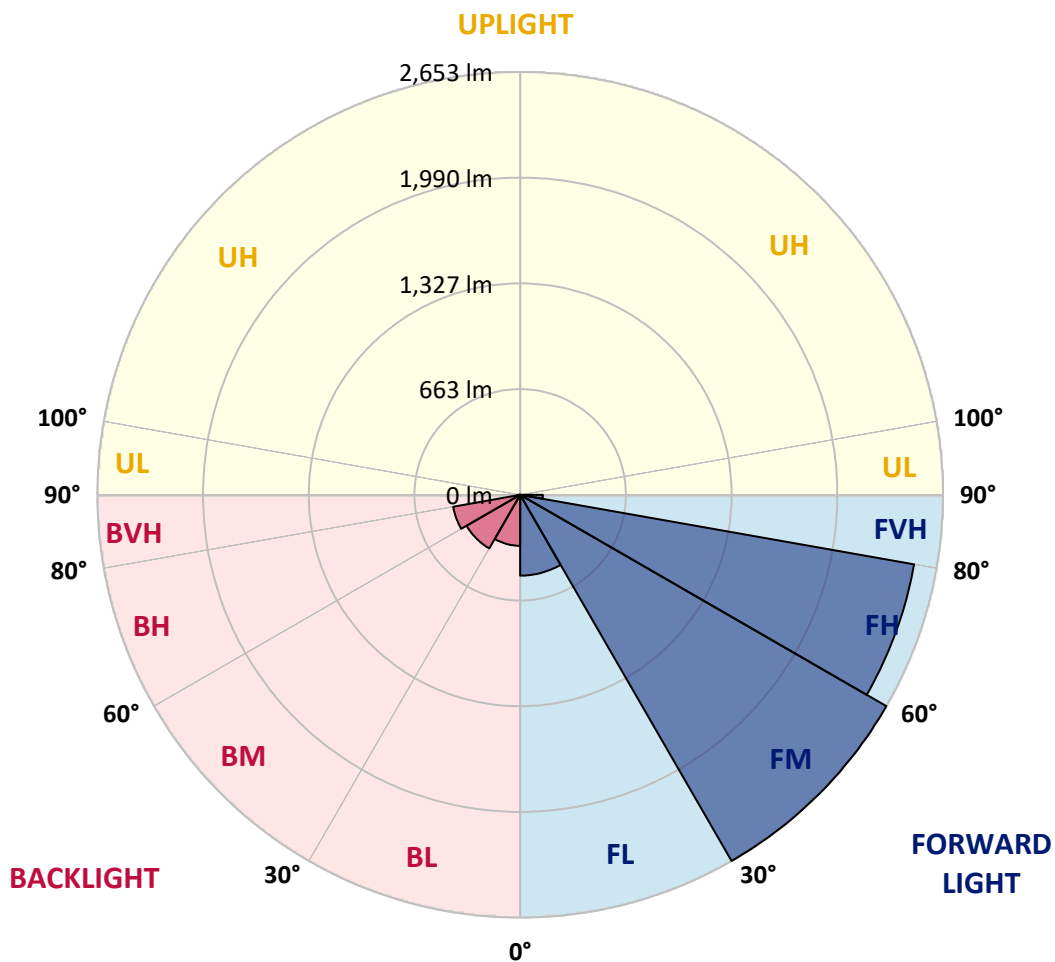
CATALOG NUMBER: GWC-AF-02-LED-E1-SL2-7027-600

LUMINAIRE CLASSIFICATION SYSTEM LUMEN TABLE AND BUG RATING:

Zone	Lumens	% Fixture	Zone Rating/Lumen Limit		
			B	U	G
FL (0°-30°)	507.0	7.3			
FM (30°-60°)	2653.0	38.1			
FH (60°-80°)	2509.9	36.0			G2/5000
FVH (80°-90°)	142.4	2.0			G2/225
BL (0°-30°)	319.9	4.6	B1/500		
BM (30°-60°)	387.9	5.6	B1/1000		
BH (60°-80°)	426.9	6.1	B1/500		G1/500
BVH (80°-90°)	19.6	0.3			G1/100
UL (90°-100°)	0.0	0.0		U0/0	
UH (100°-180°)	0.0	0.0		U0/0	

BUG Rating: B1-U0-G2

Type II Short





REPORT NUMBER: P270206

CATALOG NUMBER: GWC-AF-02-LED-E1-SL2-7027-600

CANDELA DISTRIBUTION (FULL):

	0°	5°	15°	25°	35°	45°	55°	65°	67°	75°	85°
0°	1502.7	1502.7	1502.7	1502.7	1502.7	1502.7	1502.7	1502.7	1502.7	1502.7	1502.7
2.5°	1440.8	1443.2	1450.9	1455.7	1477.3	1486.5	1493.1	1499.6	1500.6	1503.8	1500.6
5°	1289.6	1294.8	1308.9	1324.7	1366.6	1399.6	1434.4	1470.3	1477.0	1500.3	1506.7
7.5°	1172.5	1171.1	1182.8	1201.8	1244.7	1290.3	1351.2	1422.9	1437.1	1489.6	1515.0
10°	1086.9	1086.0	1098.3	1117.9	1158.8	1202.0	1270.8	1369.0	1389.0	1472.9	1522.9
12.5°	1023.8	1024.1	1036.5	1058.2	1099.6	1143.4	1213.0	1316.8	1342.2	1453.2	1531.3
15°	981.8	984.6	994.6	1017.6	1058.2	1101.7	1170.1	1277.7	1306.1	1437.7	1540.5
17.5°	967.7	972.2	975.6	992.4	1027.2	1070.8	1137.9	1248.9	1279.0	1427.0	1548.7
20°	980.8	986.0	979.4	985.4	1007.3	1045.7	1112.5	1226.0	1257.1	1415.1	1549.8
22.5°	1036.9	1041.7	1022.5	1005.6	1004.1	1027.5	1091.4	1208.2	1240.2	1406.1	1550.0
25°	1135.4	1138.5	1106.3	1067.0	1028.9	1021.1	1076.7	1195.9	1229.9	1398.2	1543.6
27.5°	1256.4	1258.7	1221.7	1163.9	1087.3	1036.5	1071.5	1188.6	1224.0	1391.4	1532.6
30°	1403.4	1414.7	1365.0	1292.1	1180.5	1082.2	1081.7	1184.9	1217.6	1379.6	1510.9
32.5°	1553.9	1558.6	1524.3	1450.5	1305.9	1162.5	1110.7	1187.6	1215.8	1365.7	1483.5
35°	1706.4	1712.6	1690.3	1630.9	1477.3	1280.4	1167.0	1203.8	1226.5	1360.8	1464.1
37.5°	1904.0	1912.2	1881.3	1812.5	1685.8	1440.2	1260.9	1244.3	1259.2	1374.5	1458.4
40°	2216.2	2212.4	2122.1	2019.7	1913.8	1644.5	1394.8	1313.1	1321.6	1418.9	1476.3
42.5°	2579.8	2570.4	2414.7	2253.9	2164.6	1891.9	1572.0	1432.3	1430.6	1506.1	1539.1
45°	2869.6	2862.1	2722.0	2523.7	2452.3	2173.5	1801.2	1609.9	1597.1	1644.5	1655.1
47.5°	3026.6	3027.0	2946.3	2784.4	2782.7	2531.7	2095.7	1866.9	1844.8	1867.1	1855.8
50°	2971.7	2978.9	2970.2	2918.8	3084.3	3000.9	2480.1	2225.1	2180.8	2202.9	2159.2
52.5°	2705.8	2715.0	2765.9	2844.9	3211.1	3568.1	3044.9	2670.4	2618.9	2611.0	2562.5
55°	2234.4	2245.8	2349.4	2564.2	3105.7	3949.0	3936.1	3237.9	3155.8	3081.2	3060.6
57.5°	1540.1	1559.0	1726.0	2044.8	2764.5	4064.1	4997.2	4047.0	3880.0	3619.6	3624.4
60°	868.1	890.1	1086.9	1376.7	2076.1	3939.1	5804.6	5272.4	4919.8	4250.1	4285.8
62.5°	552.1	575.8	725.2	956.4	1245.7	3265.8	6135.3	6976.1	6528.4	5027.2	5062.2
65°	446.9	457.2	527.7	789.5	904.6	1967.5	5884.3	8379.4	8212.5	6013.4	5849.9
67.5°	436.2	439.7	476.1	662.7	867.5	1105.9	4693.6	8641.9	8827.0	6934.5	6178.0
70°	431.1	443.1	536.6	632.4	830.8	932.7	2820.5	7922.5	8214.9	7175.3	5741.3
72.5°	209.2	208.5	270.0	572.0	935.9	967.5	1449.1	6410.2	6703.6	6216.5	4717.9
75°	168.7	154.2	147.4	209.6	899.7	999.0	923.5	4410.8	4623.0	4167.9	2900.2
77.5°	160.1	142.9	131.0	131.2	380.3	1059.6	782.2	2441.2	2503.0	1882.7	794.6
80°	132.6	116.8	108.2	122.0	184.2	1008.9	845.8	1104.8	1013.7	462.4	264.6
82.5°	92.0	83.8	81.4	102.3	147.4	719.1	983.6	593.6	497.8	231.6	163.2
85°	58.7	50.1	55.7	74.6	114.8	331.8	1013.1	462.7	367.9	147.1	92.0
87.5°	27.2	22.0	27.5	41.2	74.9	114.4	964.1	519.8	378.9	77.7	58.1
90°	0.0	0.0	0.0	0.0	0.0	0.0	0.0	0.0	0.0	0.0	0.0



REPORT NUMBER: P270206

CATALOG NUMBER: GWC-AF-02-LED-E1-SL2-7027-600

CANDELA DISTRIBUTION (continued):

	90°	95°	105°	115°	125°	135°	145°	155°	165°	175°	180°
0°	1502.7	1502.7	1502.7	1502.7	1502.7	1502.7	1502.7	1502.7	1502.7	1502.7	1502.7
2.5°	1503.4	1496.8	1491.6	1482.1	1471.5	1461.2	1451.8	1440.2	1436.7	1433.7	1438.5
5°	1508.2	1501.6	1482.7	1453.2	1420.6	1389.9	1359.5	1333.4	1317.2	1308.2	1313.4
7.5°	1515.4	1506.1	1466.9	1412.7	1353.9	1300.3	1245.1	1200.7	1168.1	1152.5	1157.0
10°	1521.9	1504.0	1440.2	1358.7	1272.9	1193.0	1105.9	1033.7	980.1	951.9	958.9
12.5°	1524.7	1496.1	1402.8	1291.5	1173.5	1056.8	928.3	820.4	743.4	715.3	709.4
15°	1527.4	1487.2	1361.6	1214.8	1053.6	888.5	708.5	579.1	515.3	501.3	498.1
17.5°	1528.0	1471.8	1314.8	1131.7	913.1	688.1	484.4	402.4	402.6	425.3	428.0
20°	1520.9	1448.7	1258.0	1028.2	744.9	475.8	332.6	318.4	370.3	427.1	433.9
22.5°	1504.4	1418.2	1193.8	907.6	552.1	313.2	257.4	272.7	339.7	409.2	417.1
25°	1483.5	1381.1	1117.9	767.8	365.5	223.9	215.8	234.6	280.0	326.4	330.8
27.5°	1455.0	1337.0	1032.7	607.8	237.4	184.5	190.0	202.7	221.3	241.9	243.9
30°	1418.2	1284.5	941.7	443.1	179.3	165.9	173.8	180.6	188.6	200.3	201.3
32.5°	1375.9	1234.0	848.2	306.1	159.1	156.3	162.6	165.9	172.1	179.3	180.0
35°	1340.5	1185.9	751.3	216.4	150.5	149.1	153.3	154.6	160.4	168.3	169.1
37.5°	1320.2	1146.7	651.5	174.5	144.6	142.7	144.9	144.9	153.3	164.8	166.6
40°	1321.6	1125.0	551.4	157.7	139.9	137.1	137.4	137.4	148.1	160.7	161.9
42.5°	1359.0	1130.5	462.7	151.2	136.1	132.9	131.2	132.3	141.3	149.5	150.1
45°	1447.0	1169.5	379.7	147.1	132.3	131.2	127.5	127.1	130.6	134.3	134.3
47.5°	1591.3	1246.0	323.3	144.3	129.1	128.8	124.3	120.0	119.6	120.9	120.9
50°	1826.0	1378.0	285.5	141.3	127.1	124.3	119.3	112.4	110.0	111.0	111.0
52.5°	2177.8	1613.3	271.1	137.1	122.7	118.1	112.4	105.6	103.5	103.8	103.8
55°	2639.1	1974.7	269.0	132.3	117.9	110.6	105.8	100.7	98.3	99.0	99.0
57.5°	3202.8	2474.6	305.8	124.8	111.3	103.0	100.3	96.8	95.2	96.2	95.8
60°	3888.3	3128.6	453.5	116.8	104.8	96.2	96.2	93.5	92.0	93.2	92.7
62.5°	4677.7	3880.0	637.6	111.0	97.9	90.6	92.0	90.6	89.3	90.0	89.7
65°	5377.9	4369.5	597.1	106.4	91.1	85.6	87.9	87.2	86.2	87.0	86.5
67.5°	5398.2	4188.2	335.2	101.7	84.5	80.4	83.8	83.5	82.9	83.5	83.2
70°	4817.5	3536.4	189.0	92.7	77.7	74.2	79.1	78.7	78.1	79.4	79.1
72.5°	3859.7	2566.3	138.1	81.7	70.7	67.7	73.2	72.9	72.9	74.9	73.9
75°	2221.0	1320.6	110.3	70.1	63.6	61.2	65.9	66.4	67.1	69.8	67.7
77.5°	633.1	411.6	90.0	59.5	54.6	53.5	58.4	59.1	59.5	62.5	59.7
80°	235.4	189.6	74.2	49.9	44.6	45.0	49.4	50.6	50.8	54.0	50.6
82.5°	150.1	125.0	60.1	38.4	35.0	34.8	40.2	41.6	41.6	42.0	39.9
85°	87.7	74.9	45.4	27.8	24.8	23.7	30.0	32.2	31.4	30.6	29.3
87.5°	58.7	51.6	27.8	15.5	13.5	12.8	17.5	19.3	18.5	17.5	16.4
90°	0.0	0.0	0.0	0.0	0.0	0.0	0.0	0.0	0.0	0.0	0.0

(END OF REPORT)